



LED Floodlights Series I(EL-FL1-BN)

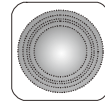


E-Lover LED flood light series EL-FL1BN state of the art design with low light decay, high color rendering index LED chip source light and high quality low weight aluminum alloy housing fill in a high brightness and long lifespan flood light. Floodlight is a uniform illumination can all directions point light source, its illuminated area can be adjusted, the performance of a regular octahedron icon in the scene.

Applications:



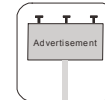
Parking Lots



Decoration



Tennis Court



Advertising



Exhibition hall

PRODUCT FEATURES

- State of the art design. Use toughened glass and the light transmittance is about 93%.
- LED driver contact with the heatsink directly and the heat dissipation is much stronger.
- As you know the good heat dissipation is important for the lifespan ,so we use the thickest aluminum heat sink to reduce the decay.So our led flood light decay rate is just 1% using 10000HRS;
- High color rendering index SMD PHILIPS LED chips(50000hours Lifespan) source light with high-quality.
- The cooling structure is under patent protection (included the appearance).
- Low temperatures. Long lifespan more than 50000hours.
- IP65 for waterproof.
- High quality Meanwell driver.
- No mercury and lead. No UV. No infrared. No radiation. Without causing any flickering, helpful to protect the eyes.
- 5 years warranty.
- CE (TUV) for EMC and LVD approved and RoHS compliant.



LED FLOODLIGHTS SERIES I

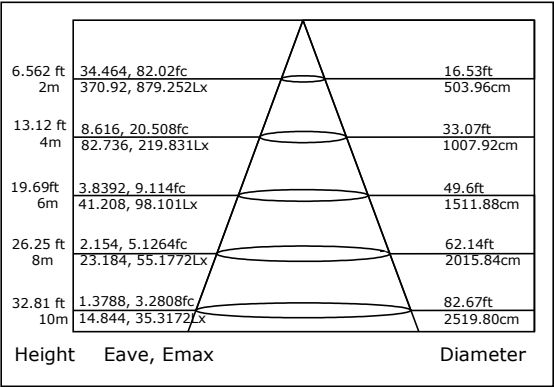
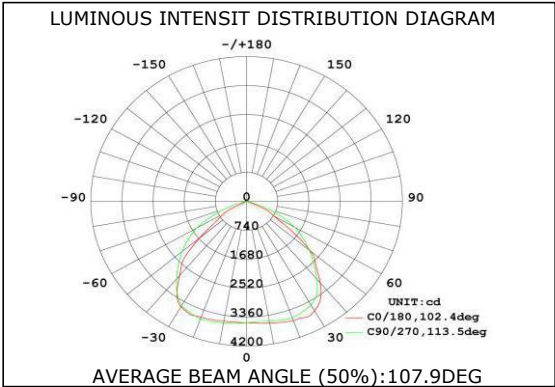
PRODUCT SERIES DATASHEET



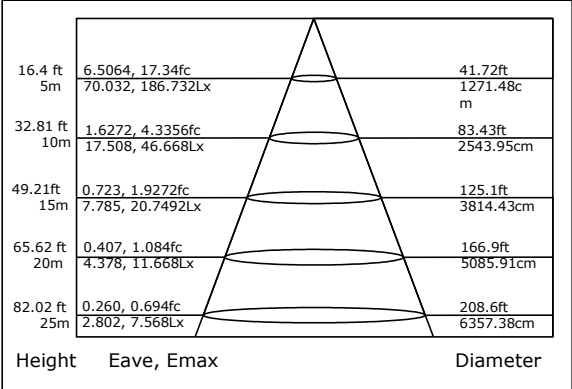
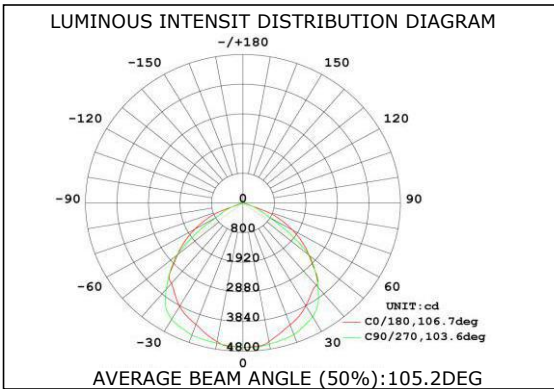
ILLUMINANCE DIAGRAM

Product Luminance

100 Watts



120 Watts



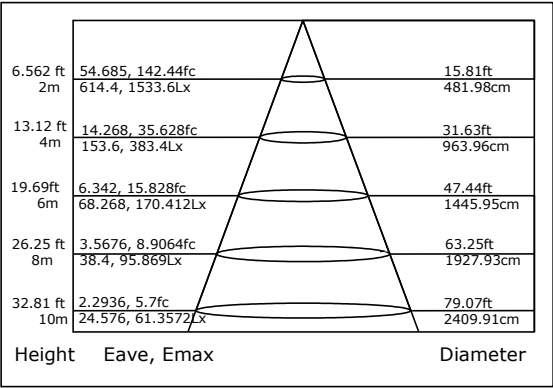
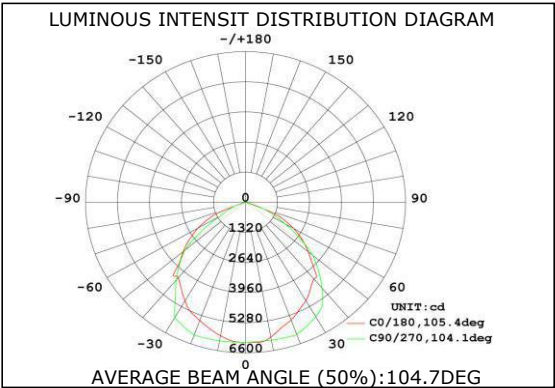
LED FLOODLIGHTS SERIES I
PRODUCT SERIES DATASHEET



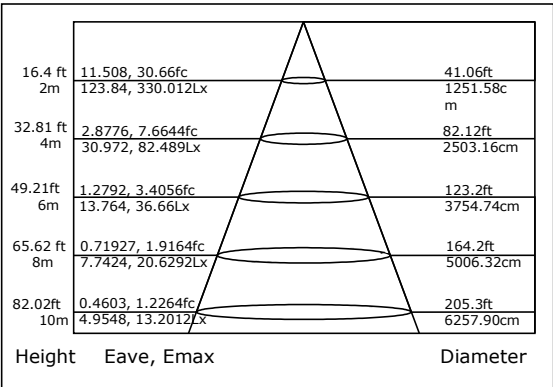
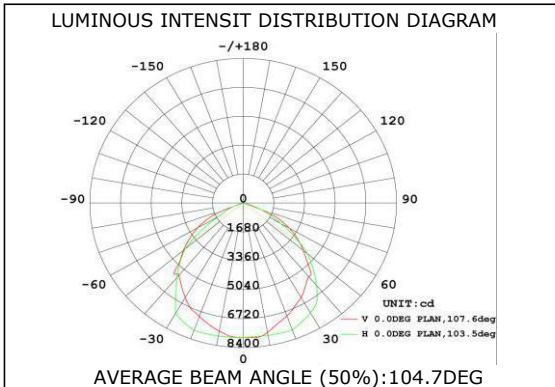
ILLUMINANCE DIAGRAM

Product Luminance:

150 Watts

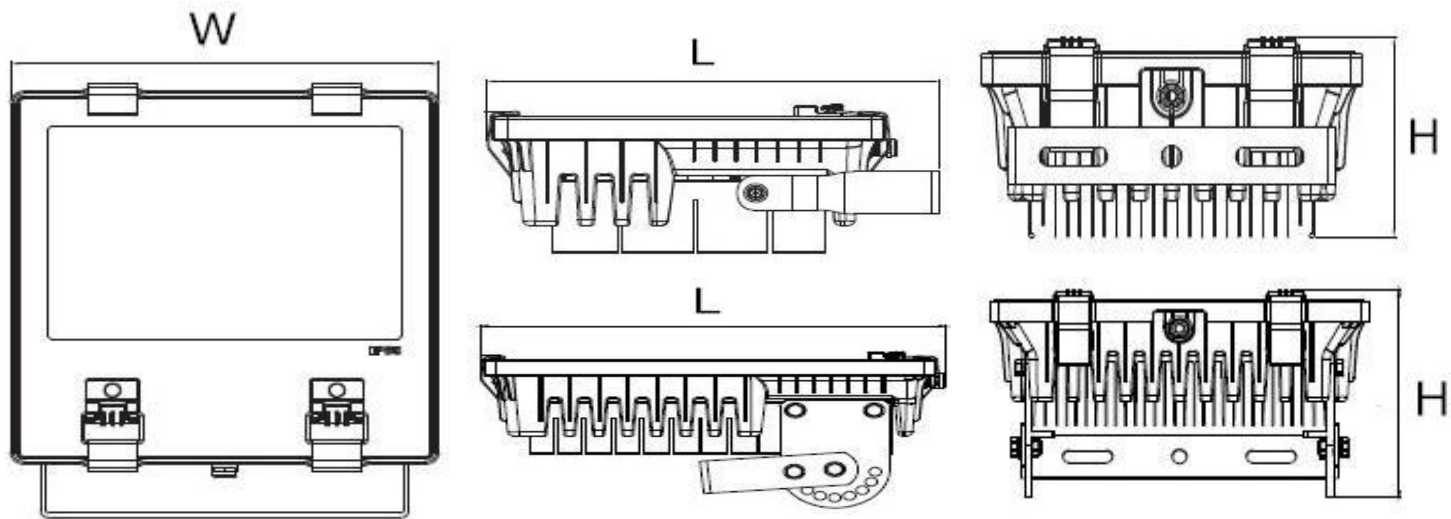


200 Watts





PRODUCT DIAGRAM



PRODUCT DIAGRAM

Part number	W [mm]	L [mm]	H [mm]
EL-FL1BN-100W	250	341	116
EL-FL1BN-120W	310	315	187
EL-FL1BN-150W	310	375	187
EL-FL1BN-200W	340	400	192

LED FLOODLIGHTS SERIES I

PRODUCT SERIES DATASHEET



TECHNICAL DATA

Electrical characteristics*:

Part number	Operating Voltage [V]	Frequency [Hz]	Power [W]	Traditional equivalent [W]	Power Factor [%]	Dimmable
EL-FL1BN-100W	AC90-305V	50 / 60	100	200	≥0.9	O
EL-FL1BN-120W	AC90-305V	50 / 60	120	240	≥0.9	O
EL-FL1BN-150W	AC90-305V	50 / 60	150	300	≥0.9	O
EL-FL1BN-200W	AC90-305V	50 / 60	200	400	≥0.9	O

Note 1: Absolute ratings @ 25°C.

TECHNICAL DATA

Optical Characteristics:

Part number	Color	Color Temperature [°K]	Luminescence [lm]	Lumen Efficiency [lm/w]	CRI (Ra)	Beam angle [°]
EL-FL1BN-100W-CW	Cold White	6000	10000	100	70	120°
EL-FL1BN-100W-NW	Nature White	4000	9500	95	70	120°
EL-FL1BN-100W-WW	Warm White	3000	9000	90	70	120°
EL-FL1BN-120W-CW	Cold White	6000	2000	100	70	120°
EL-FL1BN-120W-NW	Nature White	4000	11400	95	70	120°
EL-FL1BN-120W-WW	Warm White	3000	10800	90	70	120°
EL-FL1BN-150W-CW	Cold White	6000	15000	100	70	120°
EL-FL1BN-150W-NW	Nature White	4000	14250	95	70	120°
EL-FL1BN-150W-WW	Warm White	3000	13500	90	70	120°
EL-FL1BN-200W-CW	Cold White	6000	20000	100	70	120°
EL-FL1BN-200W-NW	Nature White	4000	19000	95	70	120°
EL-FL1BN-200W-WW	Warm White	3000	18000	90	70	120°

Note1: Absolute ratings @ 25°C.

Note2: Tolerance of measurement of luminous intensity±15%.

PRODUCT INSTALLATION:

Precaution: Switch off power before doing any works.

Step 1 : Please cut off the power supply before installation.

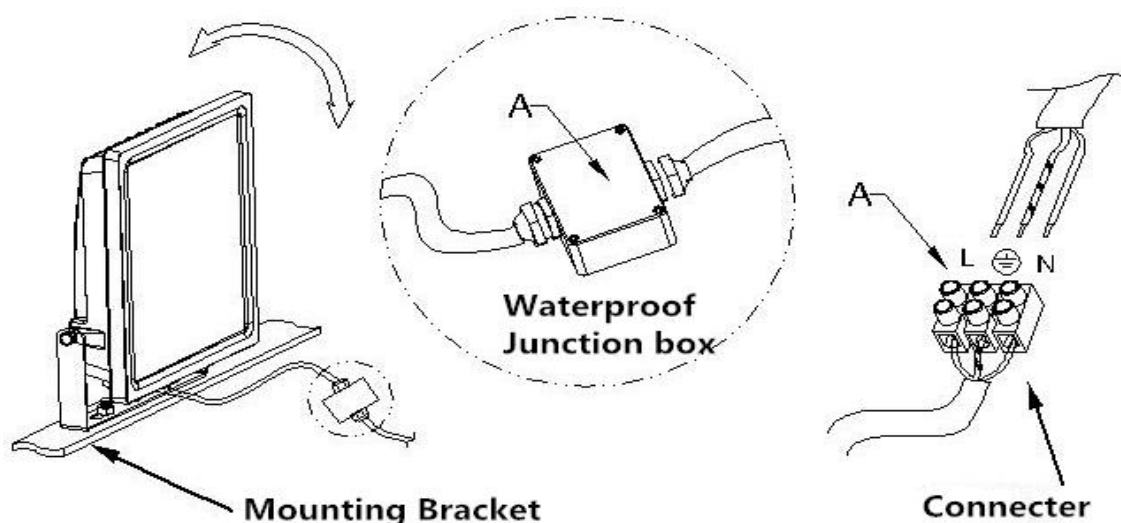
Step 2 : Make sure the lamp accessories are complete and prepare installation tools.

Step 3 : Fix the lamps firmly on the mounting bracket by tools.

Step 4 : Adjust the radiation Angle to the right position and fixed it firmly.

Step 5 : For outdoor application and better waterproof and dust proof , please well connected the wire with a protective, waterproof junction box.

Step 6 : Turn on the power after examination, adjust its lighting direction as customers situation.

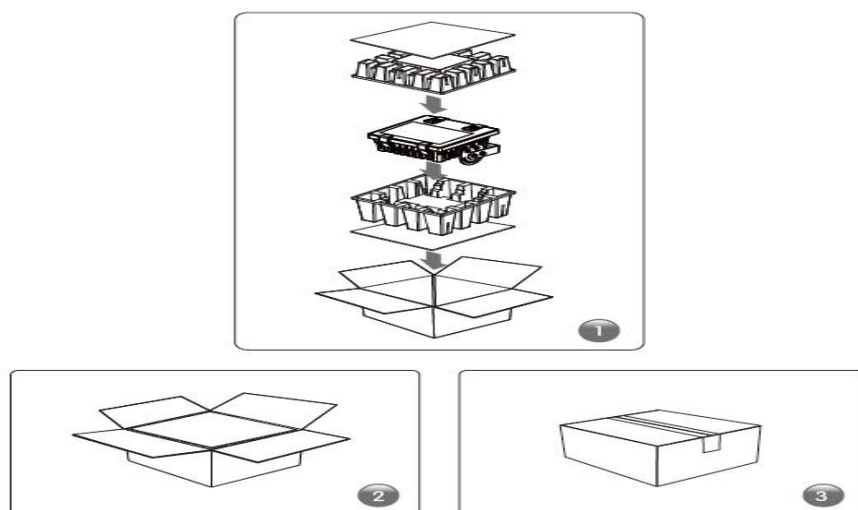




SAFETY

1. **Always** consult a qualified, licensed electrician prior to the installation of this product.
2. **Always** ensure that all components are joined properly before they are installed.
3. It is recommended that adequate airflow and heatsink be taken into account in the application and installation of this product. Improper thermal management may lead to premature failure.
4. If any doubt about the installation or use of this product, consult a competent electrician.
5. Exceeding the operating temperature values may damage LED chips by reducing the total lamp life and lumen output, and inversely impact color consistency.
6. Switch off power of the mains supply or respectively of the connection lead before doing any works.
7. Avoid voltage drops by using a dedicated line for each maximum power consumption line .
8. The manufacturer rates each power supply for maximum power output at optimum thermal and voltage conditions. As with any power supply, true actual maximum continuous current output depends upon various environmental factors such as ambient temperature, line voltage fluctuations, and orientation that may affect heat dissipation. For optimum performance, make sure the load is between 50% and 80% of the total capacity of the power supply.
9. LED products are continuously being improved upon in ever-shortening manufacturing cycles. LED color temperature (kelvin), lumen output, and product appearance can change from order to order. Please note that variation in color temperature (kelvin) is commonly +/- 250k and brightness (lumens) is +/- 10%.

PACKING:



LED FLOODLIGHTS SERIES I PRODUCT SERIES DATASHEET



PACKING:

Part Number	Outer Carton Size(L×W×H)[mm]	Qty/Carton [pcs]	Gross Weight [Kg]	Unit Weight [Kg]
EL-FL1BN-100W	730×420×545	4	30	7
EL-FL1BN-120W	430×430×600	2	19.9	8.95
EL-FL1BN-150W	485×430×600	2	21.6	9.8
EL-FL1BN-200W	490×440×575	2	24.7	11.35

OTHER E-LOVER PRODUCTS:

For more information about E-Lover products, please visit our website

www.szelover.com

DISCLAIMER:

E-Lover reserves the right to modify the design of our products as part of the company's program of continuous improvement. E-Lover cannot guarantee to match existing installed product for subsequent orders or replace the product exactly to match the product you are replacing in product appearance, color, or brightness. Specifications are subject to change without notice.